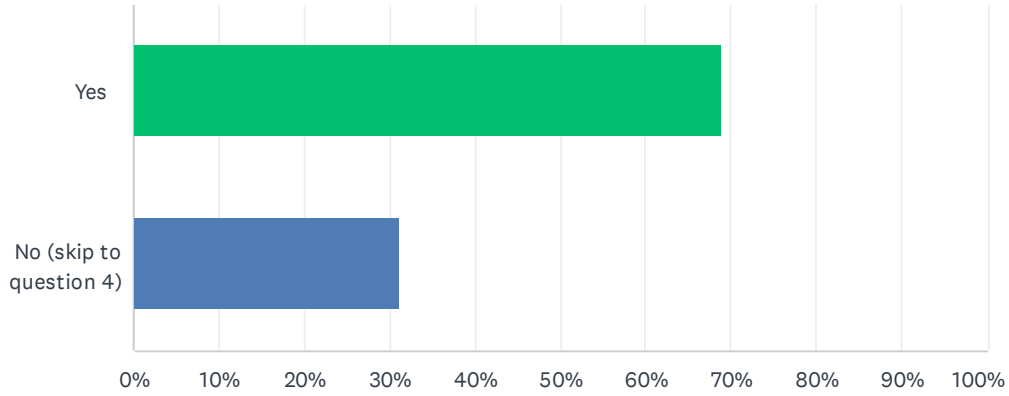


Q1 Did you know who your faculty advisor was? (This is not a staff member in the Navigator Center)

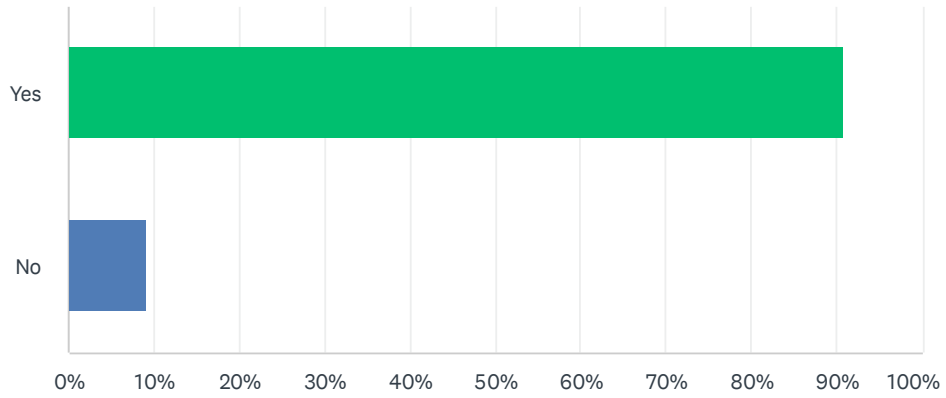
Answered: 74 Skipped: 0



ANSWER CHOICES	RESPONSES	
Yes	68.92%	51
No (skip to question 4)	31.08%	23
TOTAL		74

Q2 If yes, were you comfortable contacting them?

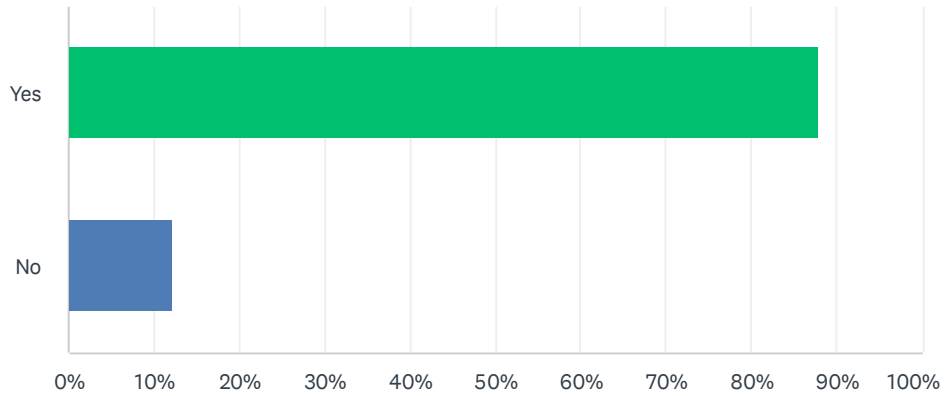
Answered: 55 Skipped: 19



ANSWER CHOICES	RESPONSES	
Yes	90.91%	50
No	9.09%	5
TOTAL		55

Q3 Did you feel confident choosing and registering for your own classes?

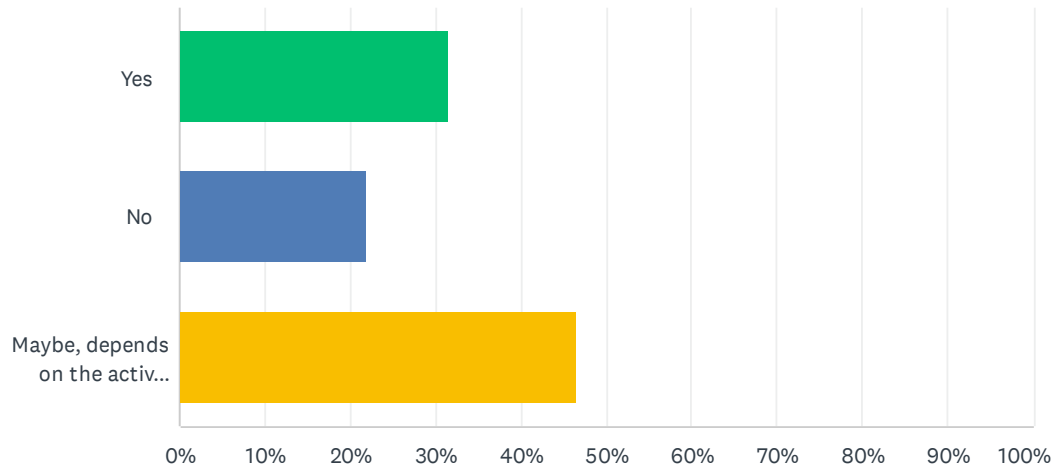
Answered: 58 Skipped: 16



ANSWER CHOICES	RESPONSES	
Yes	87.93%	51
No	12.07%	7
TOTAL		58

Q4 Would you have utilized an activity hour during the day when no classes were scheduled in order to study and/or participate in college activities?

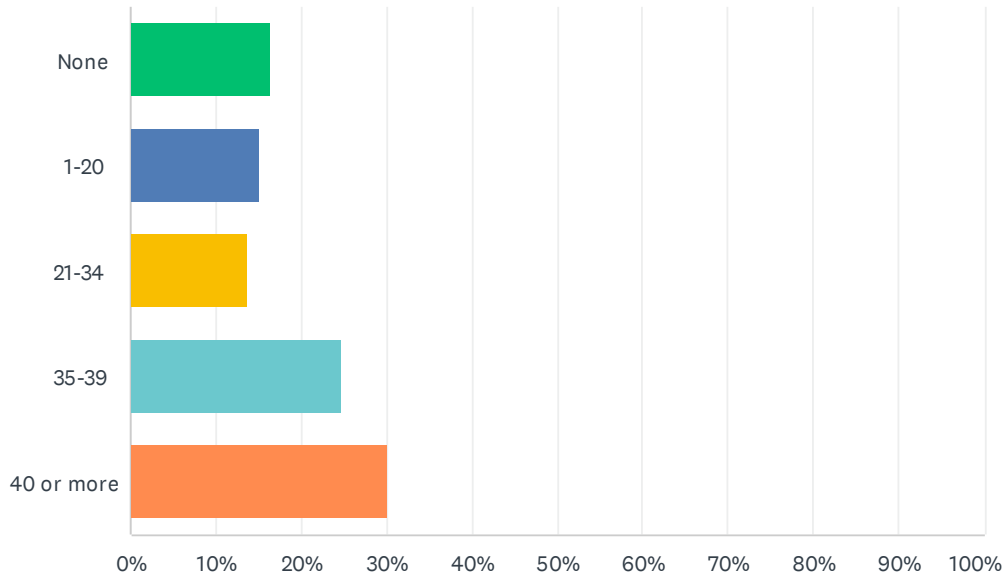
Answered: 73 Skipped: 1



ANSWER CHOICES	RESPONSES	
Yes	31.51%	23
No	21.92%	16
Maybe, depends on the activity available	46.58%	34
TOTAL		73

Q5 How many hours are you employed each week?

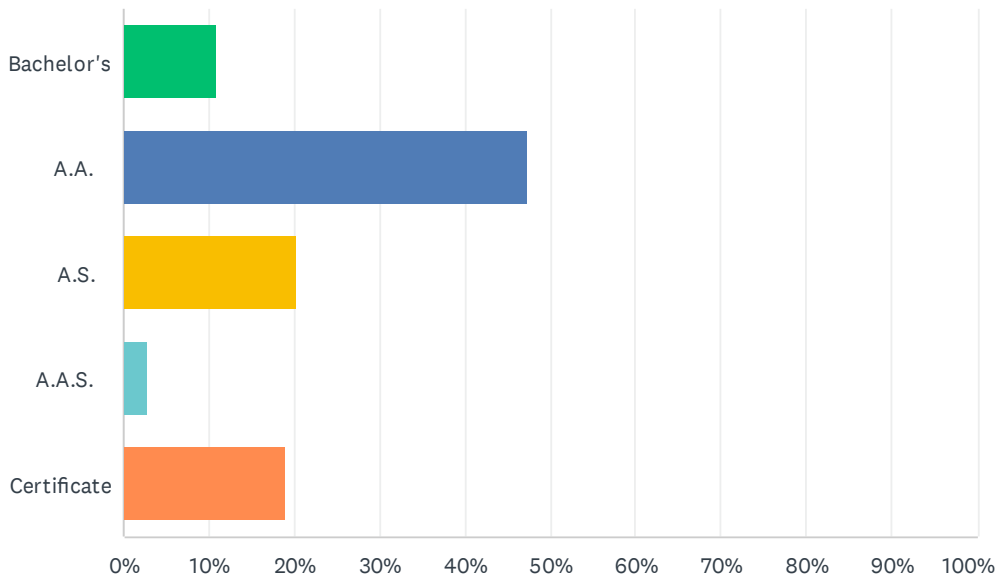
Answered: 73 Skipped: 1



ANSWER CHOICES	RESPONSES	
None	16.44%	12
1-20	15.07%	11
21-34	13.70%	10
35-39	24.66%	18
40 or more	30.14%	22
TOTAL		73

Q6 What credential are you receiving?

Answered: 74 Skipped: 0



ANSWER CHOICES	RESPONSES	
Bachelor's	10.81%	8
A.A.	47.30%	35
A.S.	20.27%	15
A.A.S.	2.70%	2
Certificate	18.92%	14
TOTAL		74

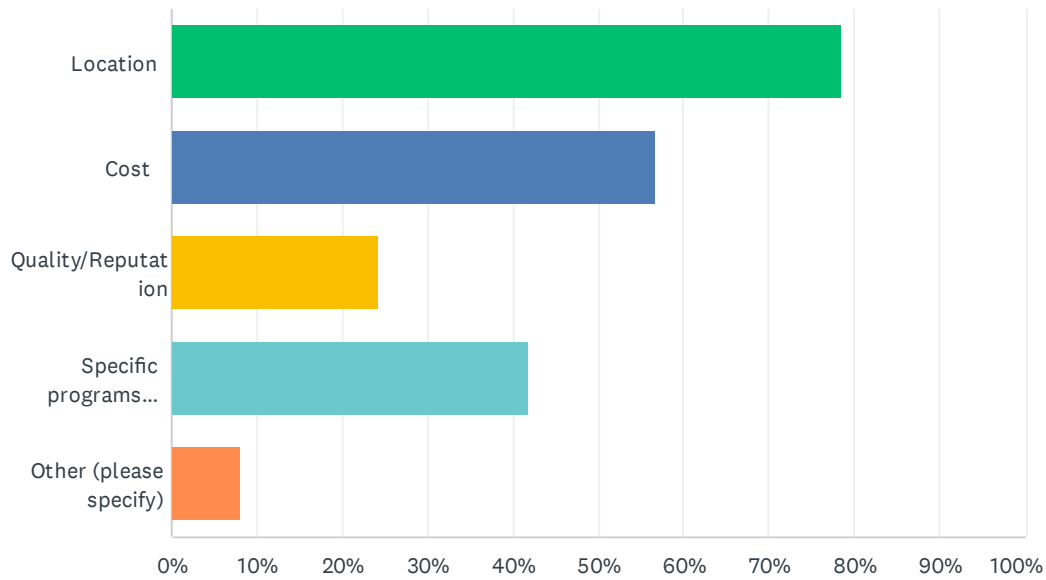
Q7 If you are not receiving an A.A. degree, please specify the program from which you are graduating.

Answered: 36 Skipped: 38

ANSWER CHOICES	RESPONSES	
Program	100.00%	36

Q8 Why did you choose to attend GCSC? (Mark all that apply.)

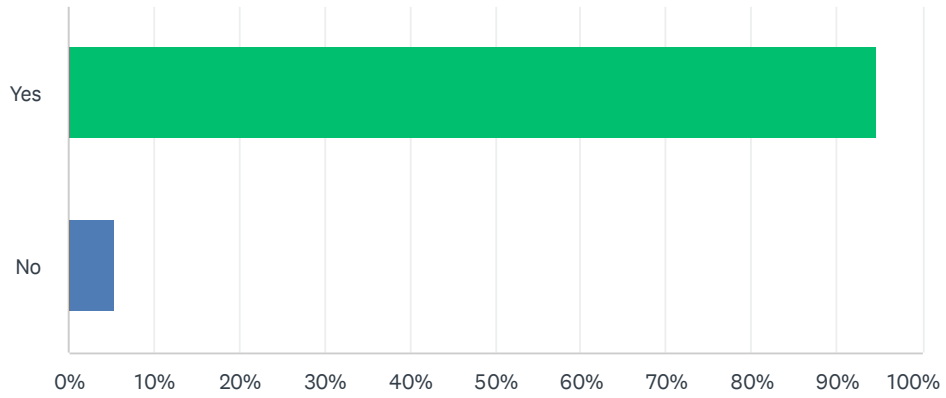
Answered: 74 Skipped: 0



ANSWER CHOICES	RESPONSES	
Location	78.38%	58
Cost	56.76%	42
Quality/Reputation	24.32%	18
Specific programs offered	41.89%	31
Other (please specify)	8.11%	6
Total Respondents: 74		

Q9 Would you recommend GCSC to others?

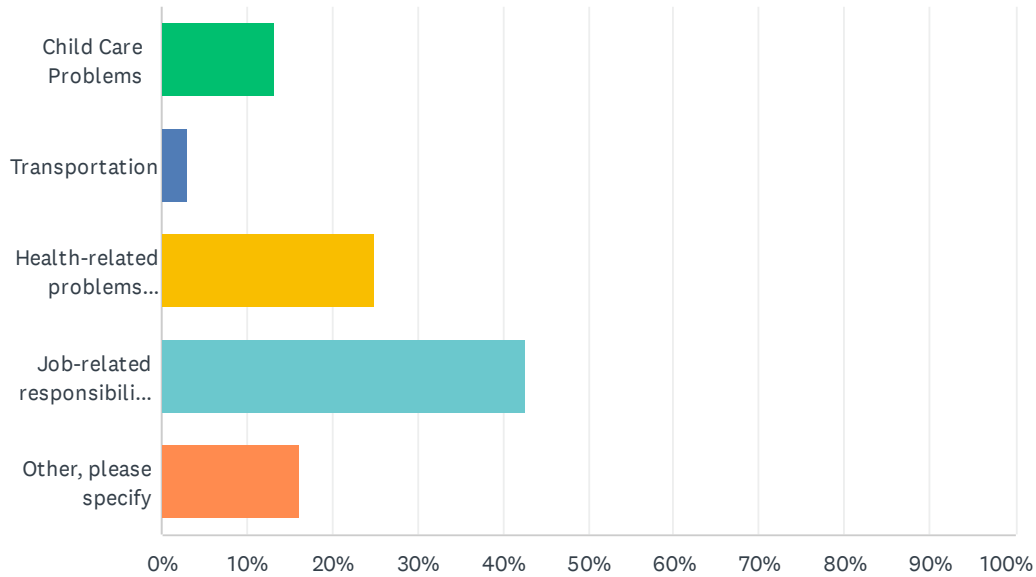
Answered: 74 Skipped: 0



ANSWER CHOICES	RESPONSES	
Yes	94.59%	70
No	5.41%	4
TOTAL		74

Q10 What has been the biggest non-academic challenge for missing classes?

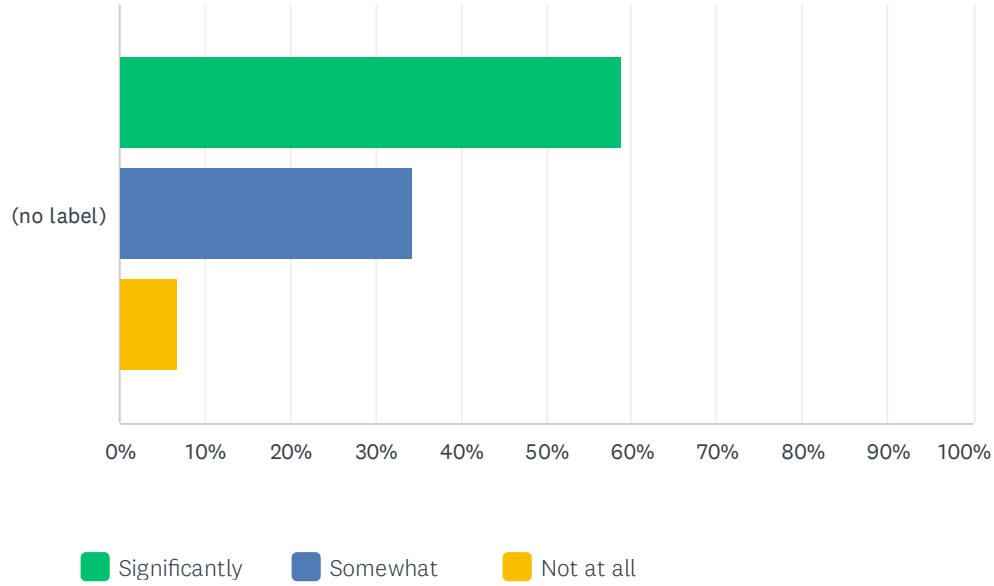
Answered: 68 Skipped: 6



ANSWER CHOICES	RESPONSES	
Child Care Problems	13.24%	9
Transportation	2.94%	2
Health-related problems (either yourself or dependents)	25.00%	17
Job-related responsibilities	42.65%	29
Other, please specify	16.18%	11
TOTAL		68

Q11 How well do you feel GCSC prepared you for employment after GCSC?

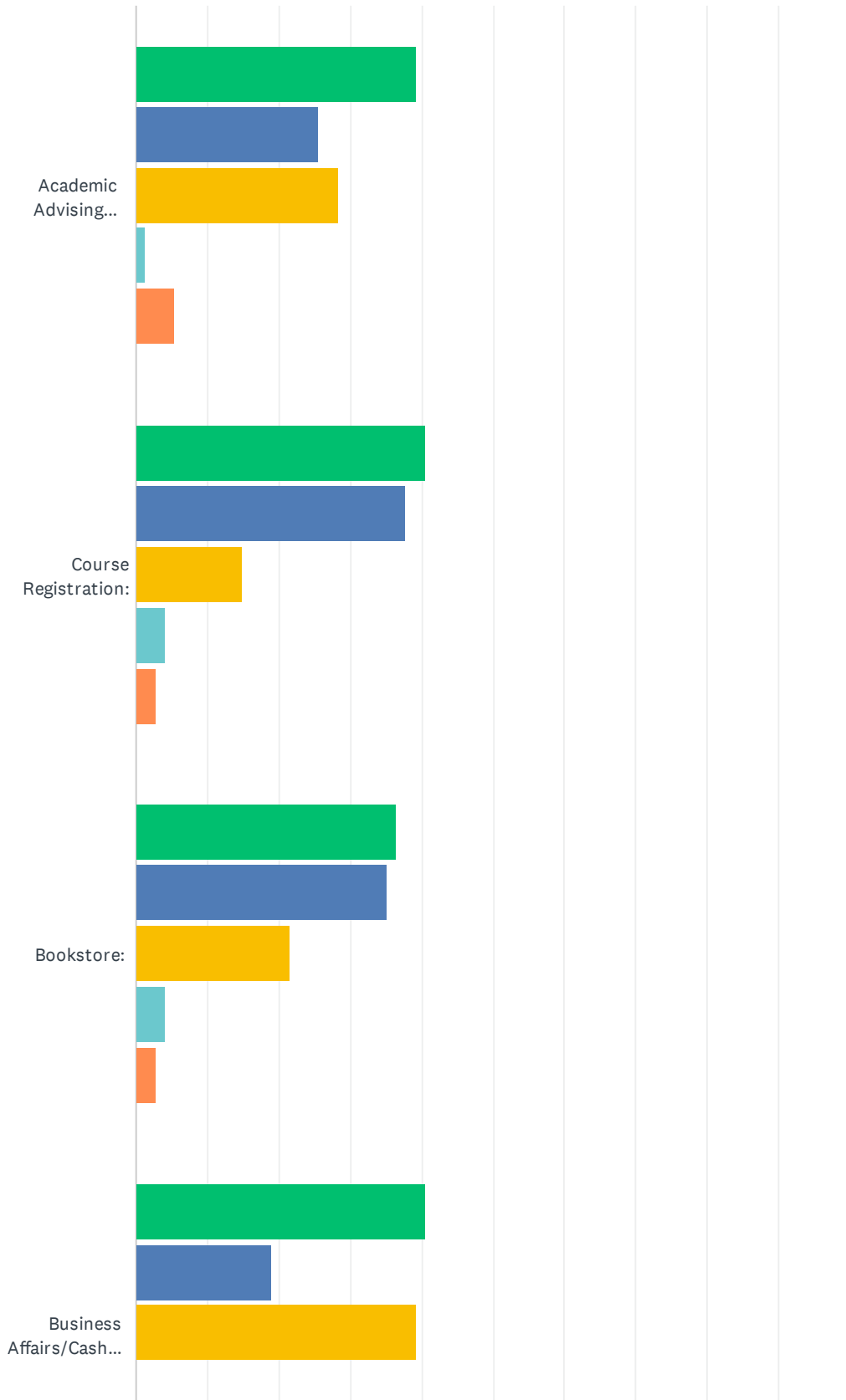
Answered: 73 Skipped: 1



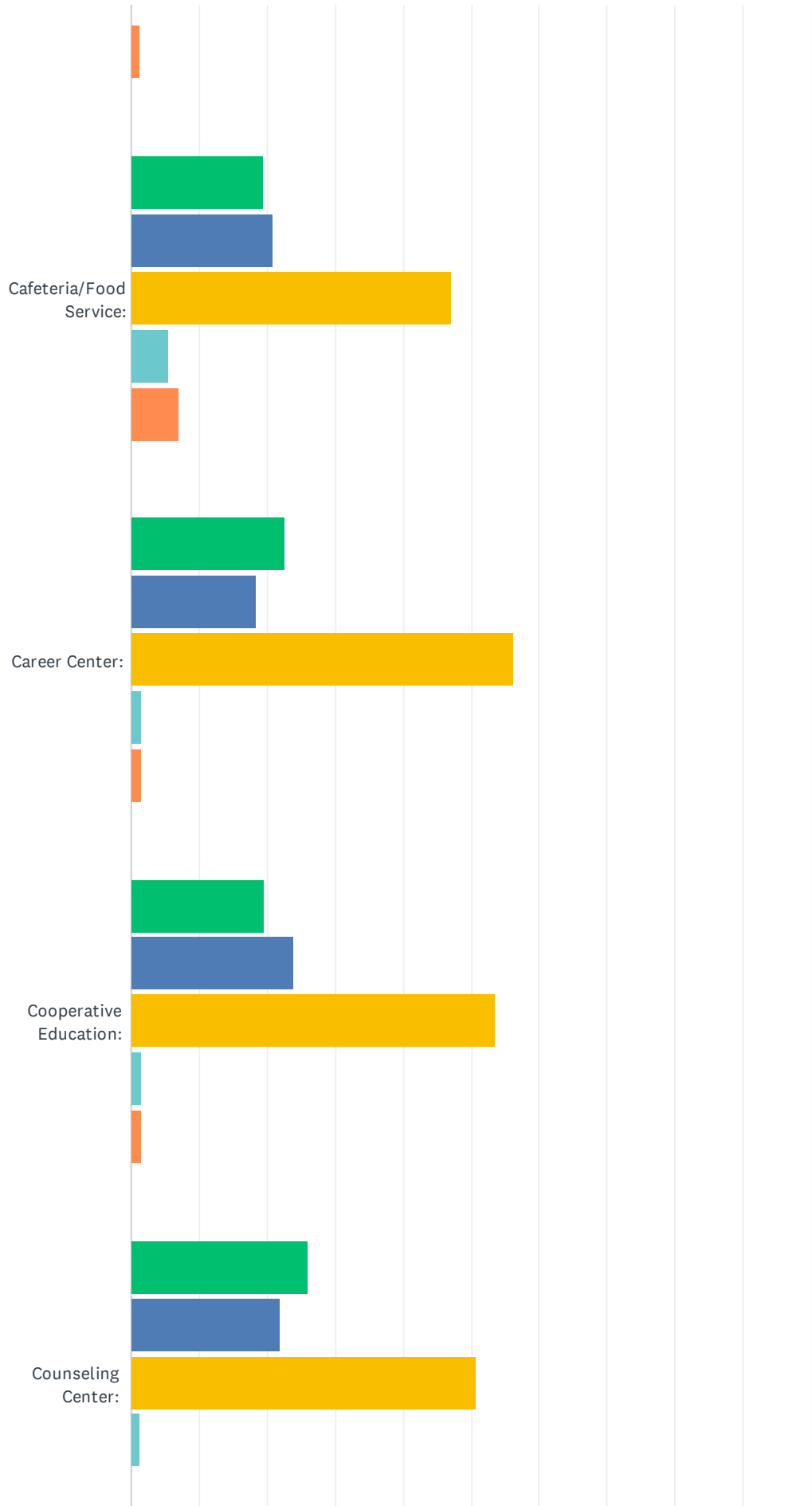
	SIGNIFICANTLY	SOMEWHAT	NOT AT ALL	TOTAL	WEIGHTED AVERAGE
(no label)	58.90% 43	34.25% 25	6.85% 5	73	2.52

Q12 Please rate your level of satisfaction in the following areas:

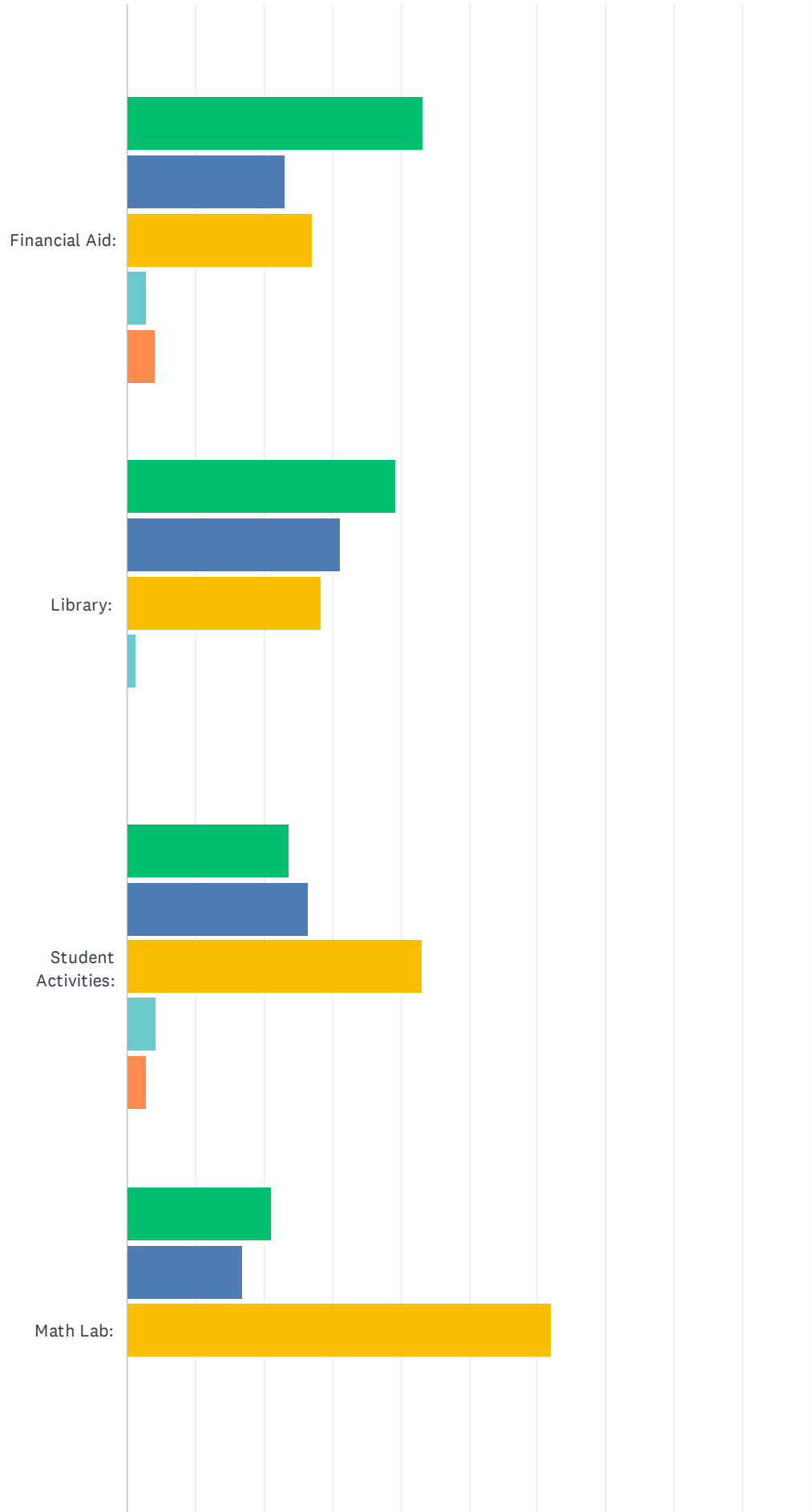
Answered: 74 Skipped: 0



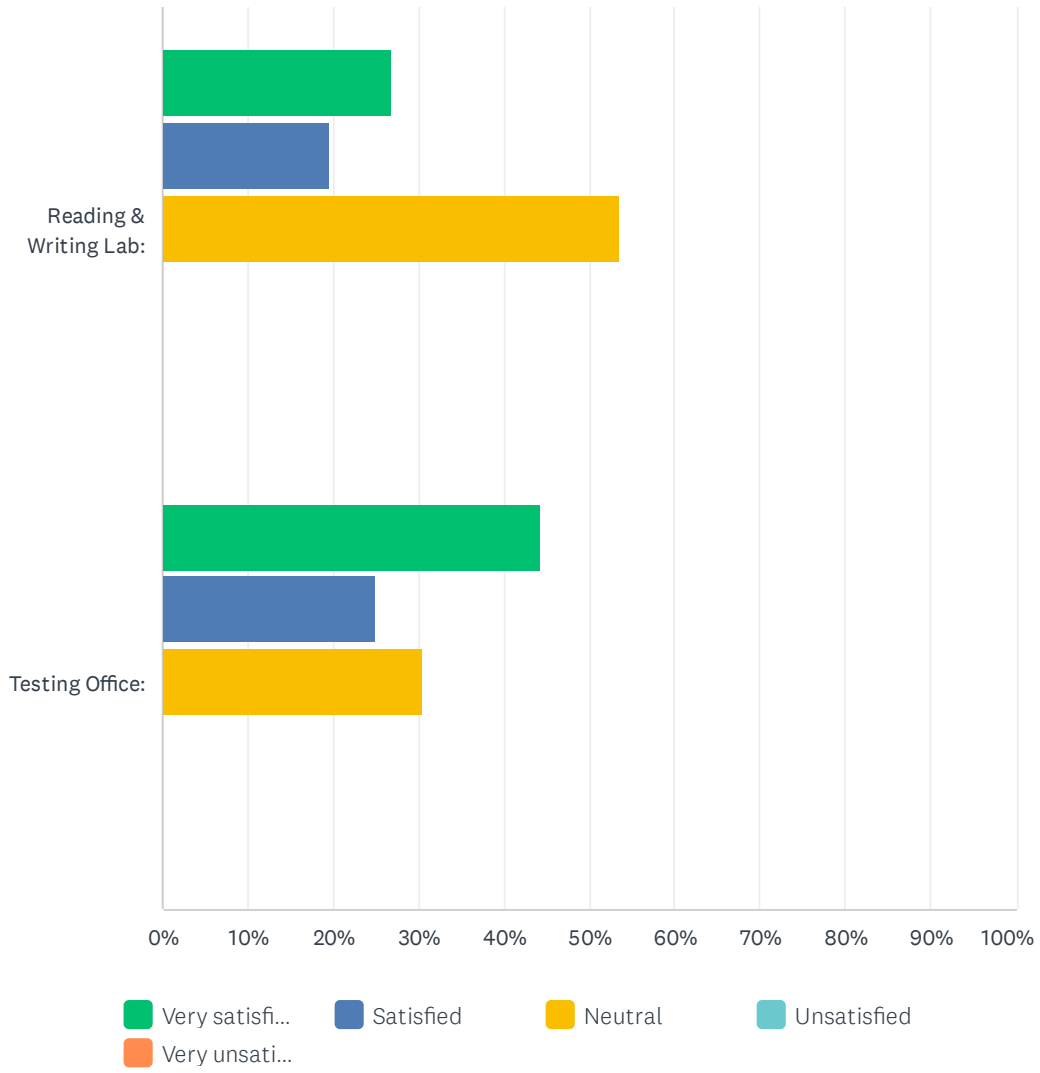
Student Graduation Survey 2023



Student Graduation Survey 2023



Student Graduation Survey 2023

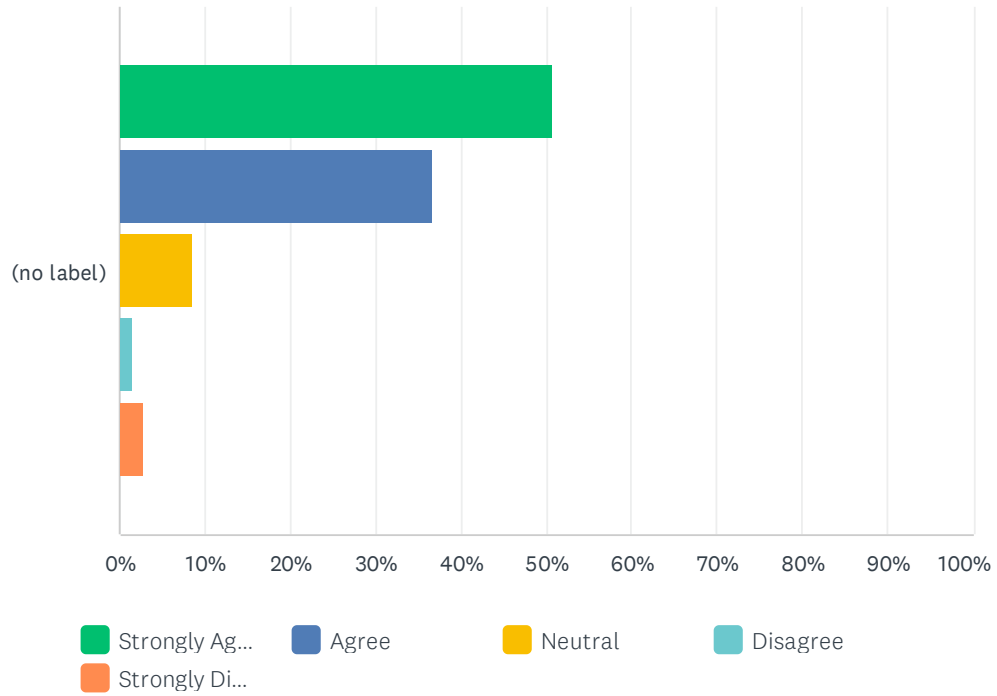


Student Graduation Survey 2023

	VERY SATISFIED	SATISFIED	NEUTRAL	UNSATISFIED	VERY UNSATISFIED	TOTAL	WEIGHTED AVERAGE
Academic Advising Center:	39.19% 29	25.68% 19	28.38% 21	1.35% 1	5.41% 4	74	3.92
Course Registration:	40.54% 30	37.84% 28	14.86% 11	4.05% 3	2.70% 2	74	4.09
Bookstore:	36.49% 27	35.14% 26	21.62% 16	4.05% 3	2.70% 2	74	3.99
Business Affairs/Cashiers:	40.54% 30	18.92% 14	39.19% 29	0.00% 0	1.35% 1	74	3.97
Cafeteria/Food Service:	19.44% 14	20.83% 15	47.22% 34	5.56% 4	6.94% 5	72	3.40
Career Center:	22.54% 16	18.31% 13	56.34% 40	1.41% 1	1.41% 1	71	3.59
Cooperative Education:	19.72% 14	23.94% 17	53.52% 38	1.41% 1	1.41% 1	71	3.59
Counseling Center:	26.03% 19	21.92% 16	50.68% 37	1.37% 1	0.00% 0	73	3.73
Financial Aid:	43.24% 32	22.97% 17	27.03% 20	2.70% 2	4.05% 3	74	3.99
Library:	39.19% 29	31.08% 23	28.38% 21	1.35% 1	0.00% 0	74	4.08
Student Activities:	23.61% 17	26.39% 19	43.06% 31	4.17% 3	2.78% 2	72	3.64
Math Lab:	21.13% 15	16.90% 12	61.97% 44	0.00% 0	0.00% 0	71	3.59
Reading & Writing Lab:	26.76% 19	19.72% 14	53.52% 38	0.00% 0	0.00% 0	71	3.73
Testing Office:	44.44% 32	25.00% 18	30.56% 22	0.00% 0	0.00% 0	72	4.14

Q13 College faculty/staff cared about me as a person.

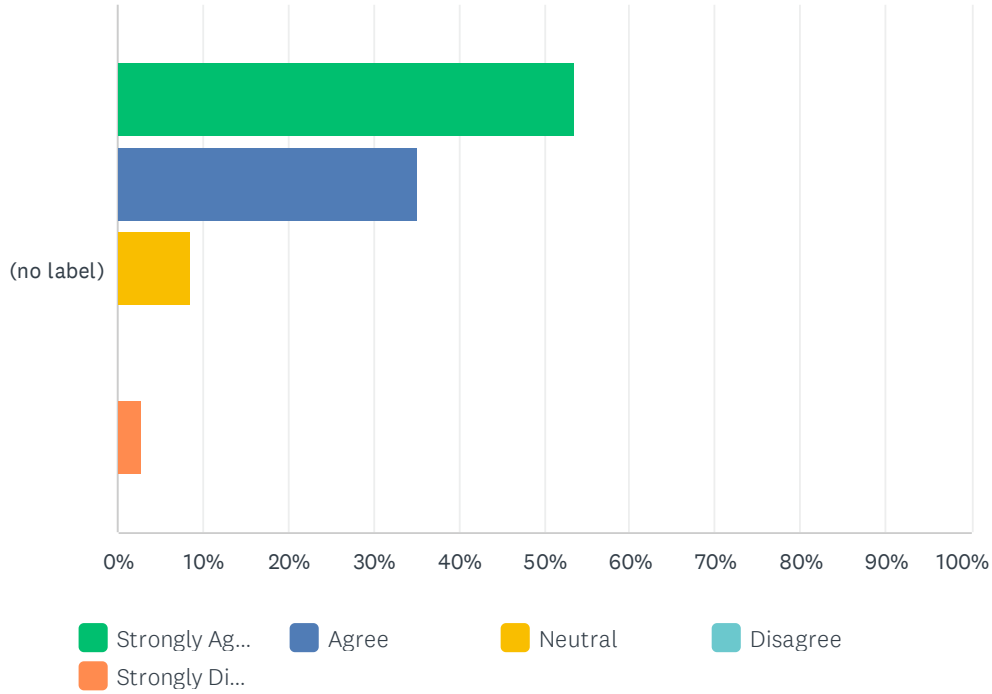
Answered: 71 Skipped: 3



	STRONGLY AGREE	AGREE	NEUTRAL	DISAGREE	STRONGLY DISAGREE	TOTAL	WEIGHTED AVERAGE
(no label)	50.70%	36.62%	8.45%	1.41%	2.82%	71	4.31
	36	26	6	1	2		

Q14 Students have adequate access to faculty members in each course of study (i.e., office hours, phone, e-mail).

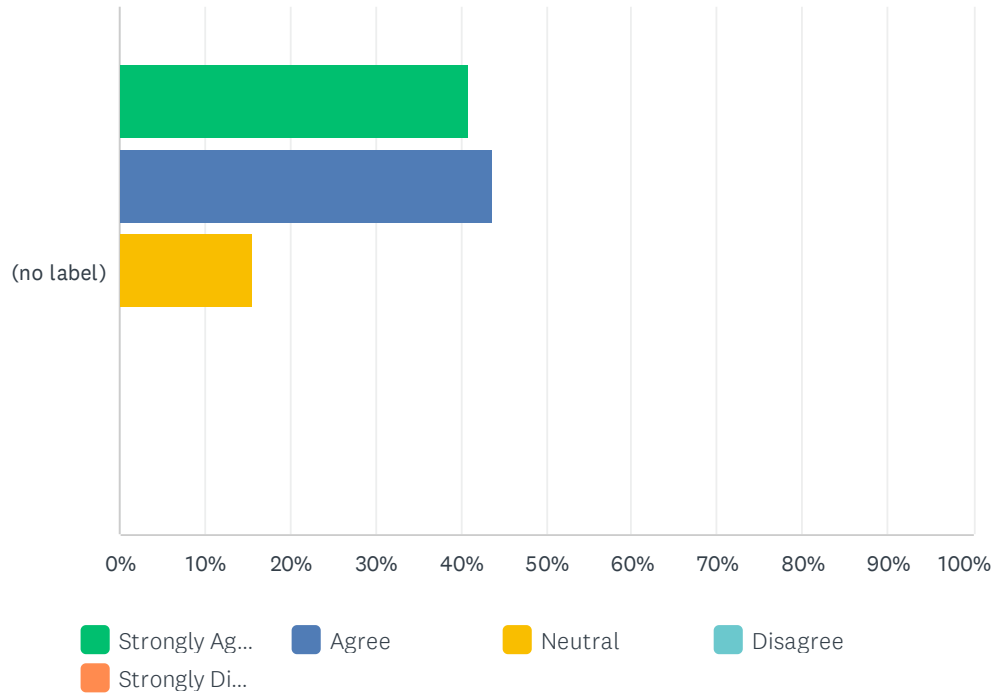
Answered: 71 Skipped: 3



	STRONGLY AGREE	AGREE	NEUTRAL	DISAGREE	STRONGLY DISAGREE	TOTAL	WEIGHTED AVERAGE
(no label)	53.52% 38	35.21% 25	8.45% 6	0.00% 0	2.82% 2	71	4.37

Q15 Buildings and equipment for classrooms, libraries, student activities, cafeteria, and bookstore are adequate to support student learning.

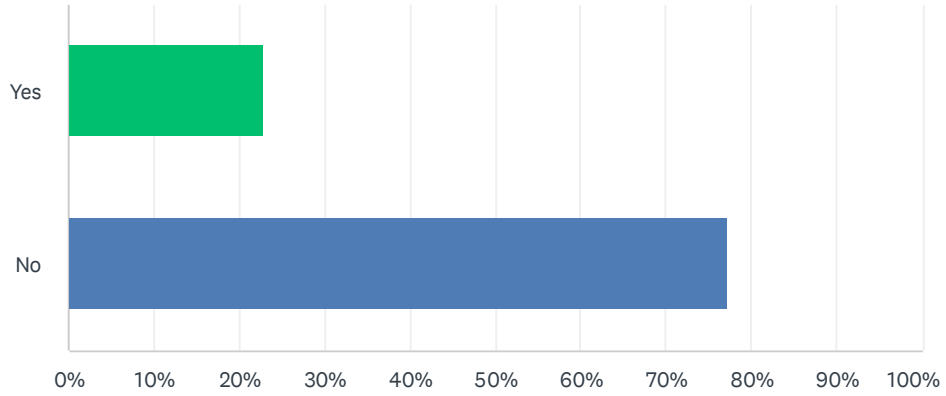
Answered: 71 Skipped: 3



	STRONGLY AGREE	AGREE	NEUTRAL	DISAGREE	STRONGLY DISAGREE	TOTAL	WEIGHTED AVERAGE
(no label)	40.85% 29	43.66% 31	15.49% 11	0.00% 0	0.00% 0	71	4.25

Q16 Did the cost of instructional materials affect the number of courses you took each semester?

Answered: 70 Skipped: 4



ANSWER CHOICES	RESPONSES	
Yes	22.86%	16
No	77.14%	54
TOTAL		70